



Uniclass L68161:P7113	EPIC F852:X724
CI/SfB	Ln6 (P2)

**A valuable space saver, high density *Acoustiblok* deadens impact or airborne sound more effectively than lead yet its thickness – a choice of 3 or 6 mm - is minimal. This versatile, flexible product can be used in walls, floors and ceilings.**

**GENERAL**

**Introduction** *Acoustiblok* is a high performance versatile sound insulation that has been developed in the USA.

**Applications** *Acoustiblok* is designed to attenuate air and structure borne noise in domestic, commercial and industrial buildings both in refurbishment and new build projects. Typical applications include flats and houses, home theatres, offices, hotels, hospitals, schools, commercial cinemas, sport facilities, engine rooms and heavy industrial facilities.

**Authority** *Acoustiblok* is UL approved for use in walls, floors and ceilings. It exceeds Document E Regulation requirements. It has gained an innovation and technology award from the Noise Abatement Society and endorsed by DEFRA. Acoustiblok UK is a member of CEDIA, the trade body for the Custom Electronic Design & Installation Association.



**DESCRIPTION**

*Acoustiblok* is a reinforced, noise isolating, mineral filled material that is very flexible. Easily cut and shaped with a craft knife, it may be installed by nailing, stapling or glueing.

**Composition, manufacture** *Acoustiblok* is formed from pressed polyvinyl.

**Accessories** include high strength tapes and fire-rated acoustic sealant and caulk for joints.

**Dimensions, weight** are shown in the table overleaf.

**Appearance** is black.




*Top right: noise from apartment living was abated after this penthouse suite was fully lined with **Acoustiblok** 6 mm.*

*Centre right: **Acoustiblok** is laid during the construction of a purpose built, professional recording studio. Floors, walls and ceilings were lined to provide a cell within a cell.*

*Right: Professional custom installers use **Acoustiblok** extensively in home theatres and commercial cinemas to prevent the leaking of sound and the entering of external noise.*

*Far right: rooms at this Ramada Hotel were isolated with **Acoustiblok** to reduce noise levels for guests. Similarly meeting rooms and cinema suites are also treated.*



**Dimensions, weight** **Acoustiblok** is available in 2 thicknesses.  
Thickness (mm) Weight (kg/m<sup>2</sup>) Roll: width (m) length (m)  
3 ± 0.75 4.88 1.37 18.29  
6 ± 1.50 9.76 1.37 30.48

## PERFORMANCE

**Mechanics** Material will not compress when used under carpets i.e. with normal pedestrian traffic.

**Fire** Material has been tested to BS 476: Part 7 and UL classified.

**Liquids** The material is impervious to water or any form of moisture.

**Biological** **Acoustiblok** is proof against mildew growth.

**Heat** It may be used in temperatures up to 93°C.

**Light** **Acoustiblok** is resistant to UV light.

**Sound** **Acoustiblok** reduces sound transmission over a range of frequencies including those under 100 hz, typically, it exhibits a transmission loss of 19 dB at 100 hz.

*Sound reduction index (SRI):*

3 mm **Acoustiblok** provides an SRI of 26 db

6 mm **Acoustiblok** provides an SRI of 32 db

**Electrical** **Acoustiblok** has high electrical resistance.

**Compatibility** **Acoustiblok** can be used with all common building materials.

## SITework

**Health and safety** **Acoustiblok** is non-hazardous as defined in 29 CFR 1910, 1200. Skin that comes into contact with molten material should be immediately immersed in cold, running water until cooled before removal of the material is attempted.

**Handling and storage** Note should be made when handling the material of its comparatively high weight. It should be stored in a sprinklered warehouse at a temperature below 60°C.

**Cutting** **Acoustiblok** can be cut with normal hand tools.

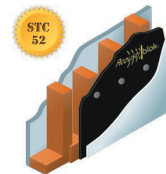
**Installation** The following methods of installation are available: attaching to studs, ceiling joists or furring strips – stapling or nailing, attaching to metal studs – using self-tapping screws, attaching to wood joists or concrete floors – spot gluing. Extra material should be left at the perimeter; seams should be sealed with tape and perimeters and cutouts caulked. Nails or screws, the number of which should be minimised, should be used with washers. Where possible, e.g. between joists, the material should be left loose.

## SUPPLY

All products are supplied direct from the company.

## Acoustiblok installation details

**Standard stud partition walls:** **Acoustiblok** is fixed direct to studwork using staples and nails with plasterboard fixed over



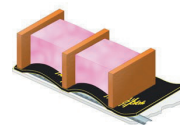
**Steel stud partition walls:** **Acoustiblok** is fixed direct to metal studwork using self-tapping screws with plasterboard fixed over



**Wooden floor on joists:** **Acoustiblok** is fixed direct to top of joists using spot gluing with flooring panels/boards fixed over



**Ceilings:** **Acoustiblok** is fixed direct to bottom of joists using staples and nails with plasterboard fixed over



## SERVICES

The company provides the following services to specifiers:

- supply only
- technical advice
- complete installation including initial site visit, acoustic survey feasibility study and specification report; installation is by approved installers
- consultancy, working alongside sub-contractors, builders and maintenance teams

## REFERENCES

Information on acoustic underlays, tapes and caulk is available from the company.

Information on UL certification is available:

- directly from the company's website, or
- from [www.ul.com](http://www.ul.com) using classification file number R21490.

## Acoustiblok UK Limited

**The Oasts**  
**Church Farm Estates**  
**Ulcombe, Kent**  
**ME17 1DN**  
**Tel: 01622 840289**  
**Email: [info@acoustiblok.co.uk](mailto:info@acoustiblok.co.uk)**  
**Website: [www.acoustiblok.co.uk](http://www.acoustiblok.co.uk)**